



# WESTERN ELECTRO - ACOUSTIC LABORATORY

A division of Veneklasen Associates, Inc.

TESTING • CALIBRATION • RESEARCH

25132 Rye Canyon Loop Santa Clarita, California 91355 Tel: (661) 775-3741 Fax: (661) 775-3742 www.weal.com

## SOUND TRANSMISSION LOSS TEST REPORT NO. TL14-443

CLIENT: **Frametek Steel Products**  
1495 Columbia Ave., Bldg. 4  
Riverside, CA 92507

Page 1 of 2  
4 February 2015

TEST DATE: 8 December 2014

### INTRODUCTION

The test was performed in accordance with ASTM E 90-09, *Standard Test Method for Laboratory Measurement of Airborne Sound Transmission Loss of Building Partitions* and ASTM E2235-04<sup>e1</sup>, *Standard Test Method for Determination of Decay Rates for Use in Sound Insulation Test Methods*. Copies of the test standard are available at [www.astm.org](http://www.astm.org). The test chamber source and receiving room volumes are 204 and 148.4 cubic meters respectively. Western Electro-Acoustic Laboratory is accredited by the United States Department of Commerce, National Institute of Standards and Technology under the National Voluntary Accreditation Program (NVLAP) Lab Code 100256-0 for this test procedure. This test report relates only to the item(s) tested. This report must not be used to claim product certification, approval, or endorsement by WEAL, NVLAP, NIST or any agency of the federal government.

### DESCRIPTION OF TEST SPECIMEN


The test specimen was a wall assembly constructed from metal studs and type X gypsum board. The studs were Prime Stud 92 mm (3-5/8 inch) 24 mil metal and were spaced at 406 mm (16 inches) O.C. The head and sill tracks were Prime Track 92 mm (3-5/8 inch) 24 mil metal. The frame was isolated from the test opening with 6.4 mm (1/4 inch) neoprene pads. Owens Corning R-13 un-faced fiberglass batts, 89 mm (3-1/2 inch) thick, were installed in the stud spaces. On both sides, two layers of 15.9 mm (5/8 inch) thick USG type X gypsum board were screwed to the studs at 203 mm (8 inches) O.C. around the perimeter and 305 mm (12 inches) O.C. in the field using 28.6 mm (1-1/8 inch) drywall screws on the first layer and 50.8 mm (2 inch) drywall screws on the second layer. All gypsum board was oriented vertically and the joints were staggered on opposite sides of the wall and between layers. On both sides, the joints and perimeters were sealed with a bead of caulking and metal foil tape. All screw heads were covered with metal foil tape. The overall dimensions of the wall assembly were 2.44 m (96 inches) wide by 2.44 m (96 inches) high by 156 mm (6-1/8 inches) thick. The overall weight of the assembly was estimated to be 288 kg (634 lbs.) for a calculated surface density of 48.4 kg/m<sup>2</sup> (9.91 lbs./ft<sup>2</sup>).


### RESULTS OF THE MEASUREMENTS

One-third octave band sound transmission loss values are plotted and tabulated on the attached sheet. ASTM minimum volume requirements are met at 80 Hz and above. The Outdoor-Indoor Transmission Class rating determined in accordance with ASTM E 1332-10a was OITC-34. The Sound Transmission Class rating determined in accordance with ASTM E 413-10 was STC-51.

Approved:

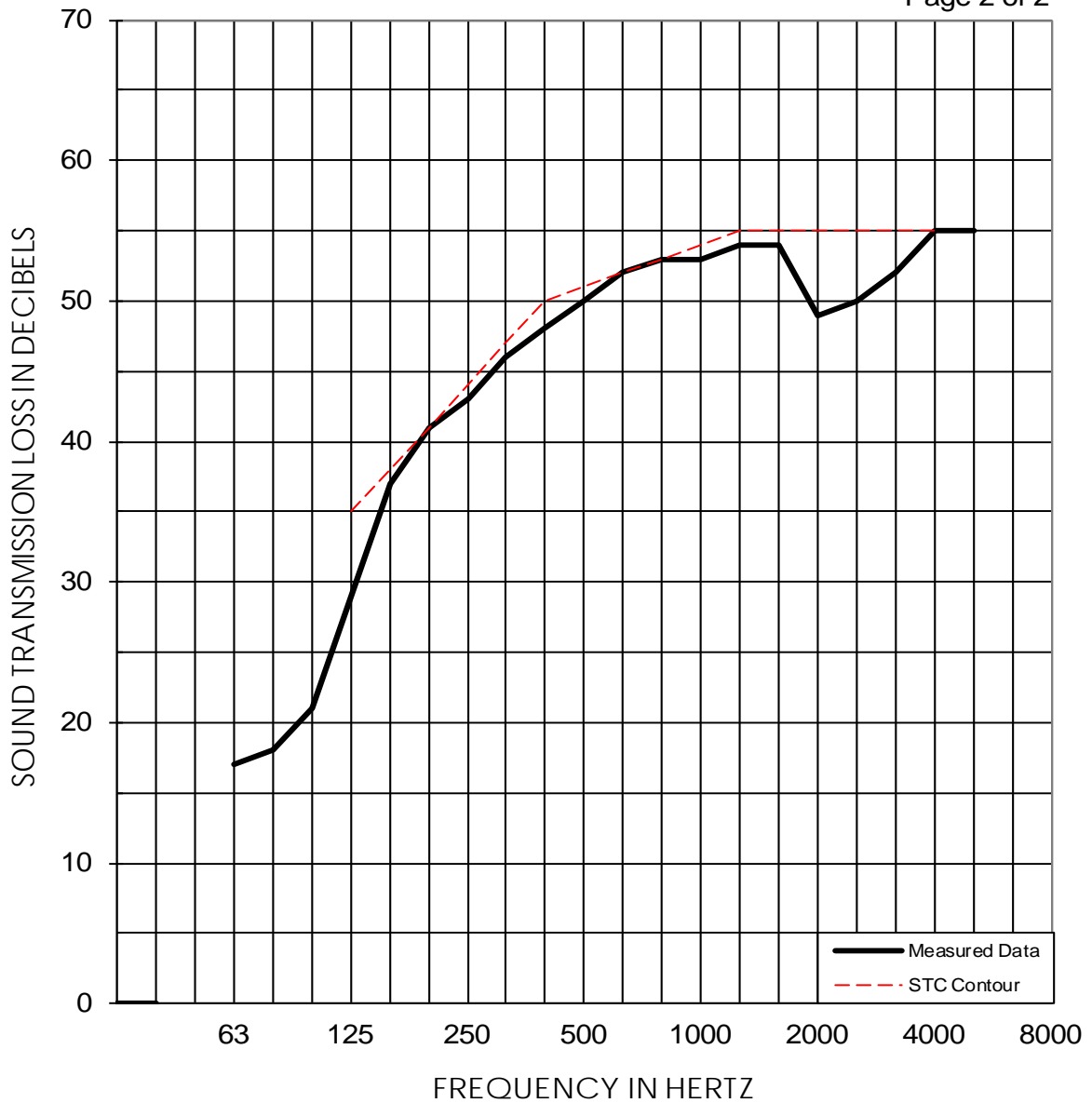
Respectfully submitted,  
Western Electro-Acoustic Laboratory

  
\_\_\_\_\_  
Gary E. Mange  
Laboratory Director

  
\_\_\_\_\_  
Raul Martinez  
Acoustical Test Technician

# WESTERN ELECTRO-ACOUSTIC LABORATORY

Report No. TL14-443



<b>1/3 OCT BAND CNTR FREQ</b>	<b>63</b>	<b>80</b>	<b>100</b>	<b>125</b>	<b>160</b>	<b>200</b>	<b>250</b>	<b>315</b>	<b>400</b>	<b>500</b>
TL in dB	17	18	21	29	37	41	43	46	48	50
95% Confidence in dB deficiencies	1.42	1.92	2.07	1.47 (6)	0.89 (1)	0.76 (0)	0.80 (1)	0.52 (1)	0.36 (2)	0.38 (1)
<b>1/3 OCT BAND CNTR FREQ</b>	<b>630</b>	<b>800</b>	<b>1000</b>	<b>1250</b>	<b>1600</b>	<b>2000</b>	<b>2500</b>	<b>3150</b>	<b>4000</b>	<b>5000</b>
TL in dB	52	53	53	54	54	49	50	52	55	55
95% Confidence in dB deficiencies	0.29 (0)	0.44 (0)	0.38 (1)	0.39 (1)	0.36 (1)	0.56 (6)	0.55 (5)	0.31 (3)	0.32 (0)	0.50

<b>EWR</b>	<b>OITC</b>	Test Date: 08 December 2014								<b>STC</b>
52	34	Specimen Area: 64 sq.ft.								51
		Temperature: 72.1 deg. F								(29)
		Relative Humidity: 36 %								